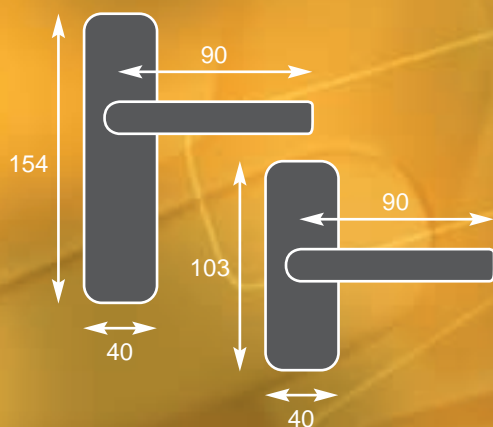


DOOR FURNITURE

70Series

Lever Furniture



70 Series Lever Furniture

Lever Lockset

Product code

Finish code

0	0	7	0	0	7
---	---	---	---	---	---

Satin Anodised Aluminium



IDC 0070 Lever Lockset

- Fixing** : Face fix
- Lever** : Cast aluminium
- Springing** : Internal spring mechanism
- Backplate** : 154 x 40 x 10mm pressed aluminium
- Centres** : 57mm
- Spindle** : 7.6mm steel. Suitable for doors of 35-45mm thickness
- Fixings** : Supplied with wood screws


Lever Latchset

Product code

Finish code

0	0	7	1	0	7
---	---	---	---	---	---

Satin Anodised Aluminium



IDC 0071 Lever Latchset

- Fixing** : Face fix
- Lever** : Cast aluminium
- Springing** : Internal spring mechanism
- Backplate** : 103 x 40 x 10mm pressed aluminium
- Spindle** : 7.6mm steel. Suitable for doors of 35-45mm thickness
- Fixings** : Supplied with wood screws

Oval Profile Lever Lockset

Product code

Finish code

0	0	7	2	0	7
---	---	---	---	---	---

Satin Anodised Aluminium



IDC 0072 Oval Profile Lever Lockset

- Fixing** : Face fix
- Lever** : Cast aluminium
- Springing** : Internal spring mechanism
- Backplate** : 154 x 40 x 10mm pressed aluminium
- Centres** : 48.5mm
- Spindle** : 7.6mm steel. Suitable for doors of 35-45mm thickness
- Fixings** : Supplied with wood screws

70 Series Lever Furniture

Euro Profile Lever Lockset

Product code

Finish code

0	0	7	3	0	7
---	---	---	---	---	---

Satin Anodised Aluminium



IDC 0073 Euro Profile Lever Lockset

- Fixing** : Face fix
- Lever** : Cast aluminium
- Springing** : Internal spring mechanism
- Backplate** : 154 x 40 x 10mm pressed aluminium
- Centres** : 48mm
- Spindle** : 7.6mm steel. Suitable for doors of 35-45mm thickness
- Fixings** : Supplied with wood screws

Bathroom Privacy Lever

Product code

Finish code

0	0	7	5	0	7
---	---	---	---	---	---

Satin Anodised Aluminium



IDC 0075 Bathroom Privacy Lever for use with Mortice Bathroom Lock or Latch

- Fixing** : Face fix
- Lever** : Cast aluminium
- Springing** : Internal spring mechanism
- Backplate** : 154 x 40 x 10mm pressed aluminium
- Operation** : Reversible internal turn, outside emergency release
- Centres** : 57mm
- Spindle** : 7.6mm (lever) 5mm (turn). Suitable for doors of 35-45mm thickness
- Fixings** : Supplied with wood screws

8.0/90 Series

Lever Furniture



80 Series Lever Furniture

Lever Lockset

Product codes

Finish code

0	0	8	0	1	5
---	---	---	---	---	---

Polished Chrome

0	0	8	0	0	3
---	---	---	---	---	---

Polished and Lacquered Brass

0	0	8	0	4	5
---	---	---	---	---	---

Polished Chrome/Satin Chrome Inlay



IDC 0080 Lever Lockset

- Fixing** : Face fix
- Lever** : Cast brass
- Springing** : Internal spring mechanism
- Backplate** : 190 x 48 x 10mm brass
- Centres** : 57mm
- Spindle** : 7.6mm steel, suitable for doors 35-45mm thickness
- Fixings** : Supplied with wood screws

Lever Latchset

Product codes

Finish code

0	0	8	1	1	5
---	---	---	---	---	---

Polished Chrome

0	0	8	1	0	3
---	---	---	---	---	---

Polished and Lacquered Brass

0	0	8	1	4	5
---	---	---	---	---	---

Polished Chrome/Satin Chrome Inlay



IDC 0081 Lever Latchset

- Fixing** : Face fix
- Lever** : Cast brass
- Springing** : Internal spring mechanism
- Backplate** : 190 x 48 x 10mm brass
- Spindle** : 7.6mm steel, suitable for doors 35-45mm thickness
- Fixings** : Supplied with wood screws

Oval Profile Lever Lockset

Product codes

Finish code

0	0	8	2	1	5
---	---	---	---	---	---

Polished Chrome

0	0	8	2	0	3
---	---	---	---	---	---

Polished and Lacquered Brass

0	0	8	2	4	5
---	---	---	---	---	---

Polished Chrome/Satin Chrome Inlay



IDC 0082 Oval Profile Lever Lockset

- Fixing** : Face fix
- Lever** : Cast brass
- Springing** : Internal spring mechanism
- Backplate** : 190 x 48 x 10mm brass
- Centres** : 48.5mm
- Spindle** : 7.6mm steel, suitable for doors 35-45mm thickness
- Fixings** : Supplied with wood screws

Euro Profile Lever Lockset

Product codes Finish code

0	0	8	3	1	5
---	---	---	---	---	---

Polished Chrome

0	0	8	3	0	3
---	---	---	---	---	---

Polished and Lacquered Brass

0	0	8	3	4	5
---	---	---	---	---	---

Polished Chrome/Satin Chrome
Inlay



IDC 0083 Euro Profile Lever Lockset

- Fixing** : Face fix
- Lever** : Cast brass
- Springing** : Internal spring mechanism
- Backplate** : 190 x 48 x 10mm brass
- Centres** : 48mm
- Spindle** : 7.6mm steel, suitable for doors 35-45mm thickness
- Fixings** : Supplied with wood screws

Round Rose Lever Latchset

Product codes Finish code

0	0	8	4	1	5
---	---	---	---	---	---

Polished Chrome

0	0	8	4	0	3
---	---	---	---	---	---

Polished and Lacquered Brass

0	0	8	4	1	4
---	---	---	---	---	---

Satin Chrome



IDC 0084 Round Rose Lever Latchset

- Fixing** : Concealed fix
- Lever** : Cast brass
- Springing** : Internal spring mechanism
- Rose** : 53 x 10mm brass
- Spindle** : 7.6mm steel, suitable for doors 35-45mm thickness
- Fixings** : Supplied with wood screws

Bathroom Lever Lockset

Product codes Finish code

0	0	8	5	1	5
---	---	---	---	---	---

Polished Chrome

0	0	8	5	0	3
---	---	---	---	---	---

Polished and Lacquered Brass

0	0	8	5	4	5
---	---	---	---	---	---

Polished Chrome/Satin Chrome
Inlay



IDC 0085 Bathroom Lever Lockset for use with Mortice Bathroom Lock

- Fixing** : Face fix
- Lever** : Cast brass
- Springing** : Internal spring mechanism
- Backplate** : 190 x 48 x 10mm brass
- Operation** : Reversible internal turn, outside emergency release
- Centres** : 57mm
- Spindle** : 7.6mm solid spindle (lever)
5mm solid spindle (turn).
Suitable for doors of 35-50mm thickness
- Fixings** : Supplied with wood screws

90 Series Lever Furniture


Lever Lockset

Product codes

Finish code

0	0	9	0	4	6
---	---	---	---	---	---

Gold Edge Satin Chrome



IDC 0090 Lever Lockset

- Fixing** : Face fix
- Lever** : Cast brass and tubular Construction
- Springing** : Internal spring mechanism
- Backplate** : 190 x 48 x 10mm brass
- Centres** : 57mm
- Spindle** : 7.6mm steel. Suitable for doors of 35-45mm thickness
- Fixings** : Supplied with wood screws


Lever Latchset

Product codes

Finish code

0	0	9	1	4	6
---	---	---	---	---	---

Gold Edge Satin Chrome



IDC 0091 Lever Latchset

- Fixing** : Face fix
- Lever** : Cast brass and tubular Construction
- Springing** : Internal spring mechanism
- Backplate** : 190 x 48 x 10mm brass
- Spindle** : 7.6mm steel. Suitable for doors of 35-45mm thickness
- Fixings** : Supplied with wood screws

Bathroom Lever Lockset

Product codes

Finish code

0	0	9	5	4	6
---	---	---	---	---	---

Gold Edge Satin Chrome

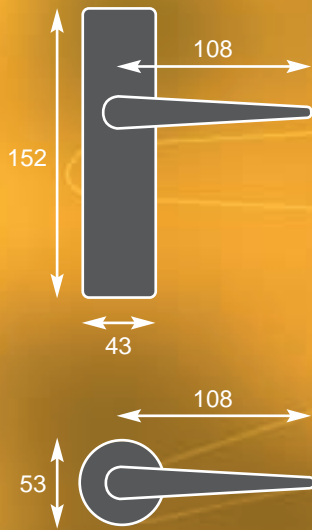


IDC 0095 Bathroom Lever Lockset for use with Mortice Bathroom Lock

- Fixing** : Face fix
- Lever** : Cast brass and tubular Construction
- Springing** : Internal spring mechanism
- Backplate** : 190 x 48 x 10mm brass
- Centres** : 57mm
- Spindle** : 7.6mm steel. Suitable for doors of 35-45mm thickness
- Fixings** : Supplied with wood screws

Craden 100

Lever Furniture



Craden 100 Series Lever Furniture

Lever Lockset

Product codes

Finish code

0	1	0	0	0	2
---	---	---	---	---	---

Polished Anodised Aluminium

0	1	0	0	0	3
---	---	---	---	---	---

Polished Brass



IDC 0100 Lever Lockset

- Fixing** : Concealed fix
- Lever** : Cast
- Springing** : Internal spring mechanism
- Coverplate** : 152 x 43 x 10mm pressed
- Centres** : 57mm
- Spindle** : 7.6mm steel, suitable for door 35-50mm thickness
- Fixings** : Wood screws, bolt through and spindle fixing

Lever Latchset

Product codes

Finish code

0	1	0	1	0	2
---	---	---	---	---	---

Polished Anodised Aluminium

0	1	0	1	0	3
---	---	---	---	---	---

Polished Brass



IDC 0101 Lever Latchset

- Fixing** : Concealed fix
- Lever** : Cast
- Springing** : Internal spring mechanism
- Coverplate** : 152 x 43 x 10mm pressed
- Spindle** : 7.6mm steel, suitable for door 35-50mm thickness
- Fixings** : Wood screws, bolt through and spindle fixing

Oval Profile Lever Lockset

Product codes

Finish code

0	1	0	2	0	2
---	---	---	---	---	---

Polished Anodised Aluminium

0	1	0	2	0	3
---	---	---	---	---	---

Polished Brass



IDC 0102 Oval Profile Lever Lockset

- Fixing** : Concealed fix
- Lever** : Cast
- Springing** : Internal spring mechanism
- Coverplate** : 152 x 43 x 10mm pressed
- Centres** : 48.5mm
- Spindle** : 7.6mm steel, suitable for door 35-50mm thickness
- Fixings** : Wood screws, bolt through and spindle fixing

Euro Profile Lever Lockset

Product codes

Finish code

0	1	0	3	0	2
---	---	---	---	---	---

Polished Anodised Aluminium

0	1	0	3	0	3
---	---	---	---	---	---

Polished Brass



IDC 0103 Euro profile Lever Lockset

- Fixing** : Concealed fix
- Lever** : Cast
- Springing** : Internal spring mechanism
- Coverplate** : 152 x 43 x 10mm pressed
- Centres** : 48mm
- Spindle** : 7.6mm solid, suitable for door 35-50mm thickness
- Fixings** : Wood screws, bolt through and spindle fixing

Round Rose Lever Latchset

Product codes


Finish code

0	1	0	4	0	2
---	---	---	---	---	---

Polished Anodised Aluminium

0	1	0	4	0	3
---	---	---	---	---	---

Polished Brass



IDC 0104 Round Rose Lever Latchset

- Fixing** : Concealed fix
- Lever** : Cast
- Springing** : Internal spring mechanism
- Coverplate** : 53 x 10mm round rose
- Spindle** : 7.6mm solid, suitable for door 35-50mm thickness
- Fixings** : Wood screws, bolt through and spindle fixing

Bathroom Lever Lockset

Product codes

Finish code

0	1	0	5	0	2
---	---	---	---	---	---

Polished Anodised Aluminium

0	1	0	5	0	3
---	---	---	---	---	---

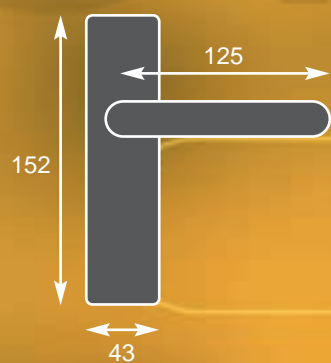
Polished Brass



IDC 0105 Bathroom Lever Lockset for use with Mortice Bathroom Lock

- Fixing** : Concealed fix
- Lever** : Cast
- Springing** : Internal spring mechanism
- Coverplate** : 152 x 43 x 10mm pressed
- Centres** : 57mm
- Spindle** : 7.6mm solid spindle (lever)
5mm solid spindle (turn)
suitable for door 35-50mm thickness
- Fixings** : Wood screws, bolt through and spindle fixing

Standard BackPlate



Craden 200 Series Lever Furniture

Lever Lockset

Product codes Finish code

0	2	0	0	0	2
---	---	---	---	---	---

Polished Anodised Aluminium

0	2	0	0	0	3
---	---	---	---	---	---

Polished Brass

0	2	0	0	0	4
---	---	---	---	---	---

Polished Stainless Steel

0	2	0	0	0	5
---	---	---	---	---	---

Satin Stainless Steel



IDC 0200 Lever Lockset

- Fixing** : Concealed fix
- Lever** : 20mm round bar
- Springing** : Internal spring mechanism
- Coverplate** : 152 x 43 x 10mm pressed
- Centres** : 57mm
- Spindle** : 7.6mm solid, suitable for door 35-50mm thickness
- Fixings** : Wood screws, bolt through and spindle fixing

Lever Latchset

Product codes Finish code

0	2	0	1	0	2
---	---	---	---	---	---

Polished Anodised Aluminium

0	2	0	1	0	3
---	---	---	---	---	---

Polished Brass

0	2	0	1	0	4
---	---	---	---	---	---

Polished Stainless Steel

0	2	0	1	0	5
---	---	---	---	---	---

Satin Stainless Steel



IDC 0201 Lever Latchset

- Fixing** : Concealed fix
- Lever** : 20mm round bar
- Springing** : Internal spring mechanism
- Coverplate** : 152 x 43 x 10mm pressed
- Spindle** : 7.6mm solid, suitable for door 35-50mm thickness
- Fixings** : Wood screws, bolt through and spindle fixing

Oval Profile Lever Lockset

Product codes Finish code

0	2	0	2	0	2
---	---	---	---	---	---

Polished Anodised Aluminium

0	2	0	2	0	3
---	---	---	---	---	---

Polished Brass

0	2	0	2	0	4
---	---	---	---	---	---

Polished Stainless Steel

0	2	0	2	0	5
---	---	---	---	---	---

Satin Stainless Steel



IDC 0202 Oval Profile Lever Lockset

- Fixing** : Concealed fix
- Lever** : 20mm round bar
- Springing** : Internal spring mechanism
- Coverplate** : 152 x 43 x 10mm pressed
- Centres** : 48.5mm
- Spindle** : 7.6mm solid, suitable for door 35-50mm thickness
- Fixings** : Wood screws, bolt through and spindle fixing

Craden 200 Series Lever Furniture

Euro Profile Lever Lockset

Product codes Finish code

0	2	0	3	0	2
---	---	---	---	---	---

Polished Anodised Aluminium

0	2	0	3	0	3
---	---	---	---	---	---

Polished Brass

0	2	0	3	0	4
---	---	---	---	---	---

Polished Stainless Steel

0	2	0	3	0	5
---	---	---	---	---	---

Satin Stainless Steel



IDC 0203 Euro Profile Lever Lockset

- Fixing** : Concealed fix
- Lever** : 20mm round bar
- Springing** : Internal spring mechanism
- Coverplate** : 152 x 43 x 10mm pressed
- Centres** : 48mm
- Spindle** : 7.6mm solid, suitable for door 35-50mm thickness
- Fixings** : Wood screws, bolt through and spindle fixing

Round Rose Lever Latchset

Product codes Finish code

0	2	0	4	0	2
---	---	---	---	---	---

Polished Anodised Aluminium

0	2	0	4	0	3
---	---	---	---	---	---

Polished Brass

0	2	0	4	0	4
---	---	---	---	---	---

Polished Stainless Steel

0	2	0	4	0	5
---	---	---	---	---	---

Satin Stainless Steel



IDC 0204 Round Rose Lever Latchset

- Fixing** : Concealed fix
- Lever** : 20mm round bar
- Springing** : Internal spring mechanism
- Coverplate** : 53 x 10mm round rose
- Spindle** : 7.6mm solid, suitable for door 35-50mm thickness
- Fixings** : Wood screws, bolt through and spindle fixing

Bathroom Lever Lockset

Product codes Finish code

0	2	0	5	0	2
---	---	---	---	---	---

Polished Anodised Aluminium

0	2	0	5	0	3
---	---	---	---	---	---

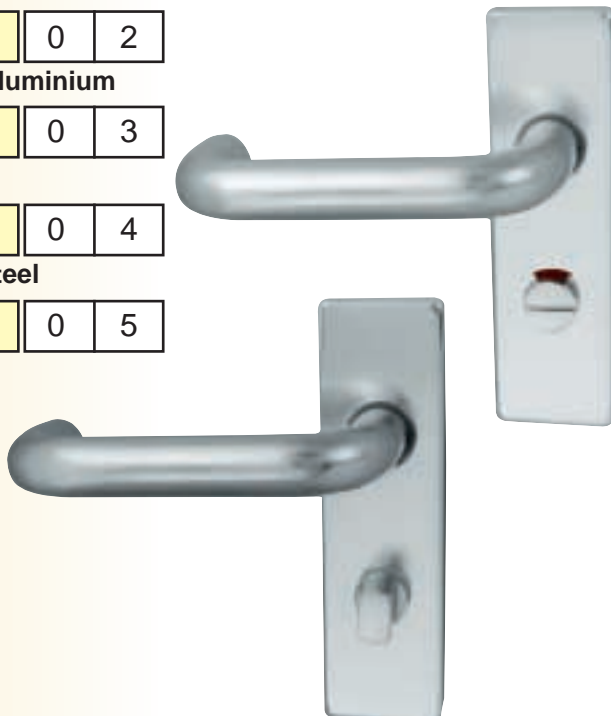
Polished Brass

0	2	0	5	0	4
---	---	---	---	---	---

Polished Stainless Steel

0	2	0	5	0	5
---	---	---	---	---	---

Satin Stainless Steel



IDC 0205 Bathroom Lever Lockset for use with Mortice Bathroom Lock

- Fixing** : Concealed fix
- Lever** : 20mm round bar
- Springing** : Internal spring mechanism
- Coverplate** : 152 x 43 x 10mm pressed
- Operation** : Reversible internal turn, outside emergency release
- Centres** : 57mm
- Spindle** : 7.6mm solid spindle (lever)
5mm solid spindle (turn)
suitable for door 35-50mm thickness
- Fixings** : Wood screws, bolt through and spindle fixing

Craden210

Escutcheons



Craden 210 Series Escutcheons

Keyhole Escutcheon

Product codes Finish code

0	2	1	0	0	2
---	---	---	---	---	---

Polished Anodised Aluminium

0	2	1	0	0	3
---	---	---	---	---	---

Polished Brass

0	2	1	0	0	4
---	---	---	---	---	---

Polished Stainless Steel

0	2	1	0	0	5
---	---	---	---	---	---

Satin Stainless Steel



Fixing : Concealed fix

Coverplate : 53 x 10mm pressed

Fixings : Supplied with wood screws

Blank Escutcheon

Product codes Finish code

0	2	1	1	0	2
---	---	---	---	---	---

Polished Anodised Aluminium

0	2	1	1	0	3
---	---	---	---	---	---

Polished Brass

0	2	1	1	0	4
---	---	---	---	---	---

Polished Stainless Steel

0	2	1	1	0	5
---	---	---	---	---	---

Satin Stainless Steel



Oval Profile Escutcheon

Product codes Finish code

0	2	1	2	0	2
---	---	---	---	---	---

Polished Anodised Aluminium

0	2	1	2	0	3
---	---	---	---	---	---


Polished Brass

0	2	1	2	0	4
---	---	---	---	---	---

Polished Stainless Steel

0	2	1	2	0	5
---	---	---	---	---	---

Satin Stainless Steel



Euro Profile Escutcheon

Product codes Finish code

0	2	1	3	0	2
---	---	---	---	---	---

Polished Anodised Aluminium

0	2	1	3	0	3
---	---	---	---	---	---

Polished Brass

0	2	1	3	0	4
---	---	---	---	---	---

Polished Stainless Steel

0	2	1	3	0	5
---	---	---	---	---	---

Satin Stainless Steel



Bathroom Turn

Product codes Finish code

0	2	1	4	0	2
---	---	---	---	---	---

Polished Anodised Aluminium

0	2	1	4	0	3
---	---	---	---	---	---

Polished Brass

0	2	1	4	0	4
---	---	---	---	---	---

Polished Stainless Steel

0	2	1	4	0	5
---	---	---	---	---	---

Satin Stainless Steel



Indicator/Emergency Release

Product codes Finish code

0	2	1	5	0	2
---	---	---	---	---	---

Polished Anodised Aluminium

0	2	1	5	0	3
---	---	---	---	---	---

Polished Brass

0	2	1	5	0	4
---	---	---	---	---	---

Polished Stainless Steel

0	2	1	5	0	5
---	---	---	---	---	---

Satin Stainless Steel



Cradden 220 Pull Handles



Craden 220 Series Pull Handles

Pull Handle

Product codes

Finish code

0	2	2	0	0	2
---	---	---	---	---	---

Polished Anodised Aluminium

0	2	2	0	0	3
---	---	---	---	---	---

Polished Brass

0	2	2	0	0	4
---	---	---	---	---	---

Polished Stainless Steel

0	2	2	0	0	5
---	---	---	---	---	---

Satin Stainless Steel



IDC 0220 Pull Handle

Size : 150 x 20mm

Fixing : Bolt through

Door thickness : Up to 44mm

Fixings : Supplied with countersunk machine screws

Pull Handle

Product codes

Finish code

0	2	2	1	0	2
---	---	---	---	---	---

Polished Anodised Aluminium

0	2	2	1	0	3
---	---	---	---	---	---

Polished Brass

0	2	2	1	0	4
---	---	---	---	---	---

Polished Stainless Steel

0	2	2	1	0	5
---	---	---	---	---	---

Satin Stainless Steel



IDC 0221 Pull Handle

Size : 225 x 20mm

Fixing : Bolt through

Door thickness : Up to 44mm

Fixings : Supplied with countersunk machine screws

Pull Handle

Product codes

Finish code

0	2	2	2	0	2
---	---	---	---	---	---

Polished Anodised Aluminium

0	2	2	2	0	3
---	---	---	---	---	---

Polished Brass

0	2	2	2	0	4
---	---	---	---	---	---

Polished Stainless Steel

0	2	2	2	0	5
---	---	---	---	---	---

Satin Stainless Steel



IDC 0222 Pull Handle

Size : 300 x 20mm

Fixing : Bolt through

Door thickness : Up to 44mm

Fixings : Supplied with countersunk machine screws

Pull Handle

Product codes Finish code

0	2	2	3	0	2
---	---	---	---	---	---

Polished Anodised Aluminium

0	2	2	3	0	3
---	---	---	---	---	---

Polished Brass

0	2	2	3	0	4
---	---	---	---	---	---

Polished Stainless Steel

0	2	2	3	0	5
---	---	---	---	---	---

Satin Stainless Steel



IDC 0223 Pull Handle

Size : 150 x 20mm
 Fixing : Concealed fix
 Coverplate : 53 x 10mm round rose
 Door thickness : Unlimited
 Fixings : Supplied with wood screws

Pull Handle

Product codes Finish code

0	2	2	4	0	2
---	---	---	---	---	---

Polished Anodised Aluminium

0	2	2	4	0	3
---	---	---	---	---	---

Polished Brass

0	2	2	4	0	4
---	---	---	---	---	---

Polished Stainless Steel

0	2	2	4	0	5
---	---	---	---	---	---

Satin Stainless Steel



IDC 0224 Pull Handle

Size : 225 x 20mm
 Fixing : Concealed fix
 Coverplate : 53 x 10mm round rose
 Door thickness : Unlimited
 Fixings : Supplied with wood screws

Pull Handle

Product codes Finish code

0	2	2	5	0	2
---	---	---	---	---	---

Polished Anodised Aluminium

0	2	2	5	0	3
---	---	---	---	---	---

Polished Brass

0	2	2	5	0	4
---	---	---	---	---	---

Polished Stainless Steel

0	2	2	5	0	5
---	---	---	---	---	---

Satin Stainless Steel



IDC 0225 Pull Handle

Size : 300 x 20mm
 Fixing : Concealed fix
 Coverplate : 53 x 10mm round rose
 Door thickness : Unlimited
 Fixings : Supplied with wood screws

Craden 220 Series Pull Handles

Pull Handle on Plate

Product codes Finish code

0	2	2	6	0	2
---	---	---	---	---	---

Polished Anodised Aluminium

0	2	2	6	0	3
---	---	---	---	---	---

Polished Brass

0	2	2	6	0	4
---	---	---	---	---	---

Polished Stainless Steel

0	2	2	6	0	5
---	---	---	---	---	---

Satin Stainless Steel



IDC 0226 Pull Handle on Plate

Size : 225 x 20mm handle
300 x 75mm radius corner plate

Fixing : Face fix

Door thickness : Unlimited

Fixings : Supplied with wood screws

Pull Handle on Plate

Product codes Finish code

0	2	2	7	0	2
---	---	---	---	---	---

Polished Anodised Aluminium

0	2	2	7	0	3
---	---	---	---	---	---

Polished Brass

0	2	2	7	0	4
---	---	---	---	---	---

Polished Stainless Steel

0	2	2	7	0	5
---	---	---	---	---	---

Satin Stainless Steel



IDC 0227 Pull Handle on Plate

Size : 300 x 20mm handle
375 x 75mm radius corner plate

Fixing : Face fix

Door thickness : Unlimited

Fixings : Supplied with wood screws

Pull Handles

Product codes Finish code

0	2	2	8	0	2
---	---	---	---	---	---

Polished Anodised Aluminium

0	2	2	8	0	3
---	---	---	---	---	---

Polished Brass

0	2	2	8	0	4
---	---	---	---	---	---

Polished Stainless Steel

0	2	2	8	0	5
---	---	---	---	---	---

Satin Stainless Steel


IDC 0228 Pull Handle

Size : 220 x 20mm

Fixing : Back to back

Door thickness : 45-55mm

Fixings : Supplied with bolts



Product codes Finish code

0	2	2	9	0	2
---	---	---	---	---	---

Polished Anodised Aluminium

0	2	2	9	0	3
---	---	---	---	---	---

Polished Brass

0	2	2	9	0	4
---	---	---	---	---	---

Polished Stainless Steel

0	2	2	9	0	5
---	---	---	---	---	---

Satin Stainless Steel

IDC 0229 Pull Handle

Size : 300 x 20mm

Fixing : Back to back

Door thickness : 45-55mm

Fixings : Supplied with bolts

Craden230

Lever Furniture



Craden 230 Series Lever Furniture

Lever Lockset

Product codes

Finish code

0	2	3	0	0	2
---	---	---	---	---	---

Polished Anodised Aluminium

0	2	3	0	0	3
---	---	---	---	---	---

Polished Brass

0	2	3	0	0	4
---	---	---	---	---	---

Polished Stainless Steel

0	2	3	0	0	5
---	---	---	---	---	---

Satin Stainless Steel



IDC 0230 Lever Lockset

- Fixing** : Face fix
- Lever** : 20mm round bar
- Springing** : Internal spring mechanism
- Backplate** : 165 x 150mm
- Centres** : 57mm
- Spindle** : 7.6mm solid, suitable for door 35-50mm thickness
- Fixings** : Supplied with wood screws and spindle fixings

Lever Latchset

Product codes

Finish code

0	2	3	1	0	2
---	---	---	---	---	---

Polished Anodised Aluminium

0	2	3	1	0	3
---	---	---	---	---	---

Polished Brass

0	2	3	1	0	4
---	---	---	---	---	---

Polished Stainless Steel

0	2	3	1	0	5
---	---	---	---	---	---

Satin Stainless Steel



IDC 0231 Lever Latchset

- Fixing** : Face fix
- Lever** : 20mm round bar
- Springing** : Internal spring mechanism
- Backplate** : 165 x 150mm
- Spindle** : 7.6mm solid, suitable for door 35-50mm thickness
- Fixings** : Supplied with wood screws and spindle fixings

Oval Profile Lever Lockset

Product codes

Finish code

0	2	3	2	0	2
---	---	---	---	---	---

Polished Anodised Aluminium

0	2	3	2	0	3
---	---	---	---	---	---

Polished Brass

0	2	3	2	0	4
---	---	---	---	---	---

Polished Stainless Steel

0	2	3	2	0	5
---	---	---	---	---	---

Satin Stainless Steel



IDC 0232 Oval Profile Lever Lockset

- Fixing** : Face fix
- Lever** : 20mm round bar
- Springing** : Internal spring mechanism
- Backplate** : 165 x 150mm
- Centres** : 48.5mm
- Spindle** : 7.6mm solid, suitable for door 35-50mm thickness
- Fixings** : Supplied with wood screws and spindle fixings

Euro Profile Lever Lockset

Product codes Finish code

0	2	3	3	0	2
---	---	---	---	---	---

Polished Anodised Aluminium

0	2	3	3	0	3
---	---	---	---	---	---

Polished Brass

0	2	3	3	0	4
---	---	---	---	---	---

Polished Stainless Steel

0	2	3	3	0	5
---	---	---	---	---	---

Satin Stainless Steel



IDC 0233 Euro Profile Lever Lockset

- Fixing** : Face fix
- Lever** : 20mm round bar
- Springing** : Internal spring mechanism
- Backplate** : 165 x 150mm
- Spindle** : 7.6mm solid, suitable for door 35-50mm thickness
- Fixings** : Supplied with wood screws and spindle fixings

Bathroom Lever Lockset

Product codes Finish code

0	2	3	5	0	2
---	---	---	---	---	---

Polished Anodised Aluminium

0	2	3	5	0	3
---	---	---	---	---	---

Polished Brass

0	2	3	5	0	4
---	---	---	---	---	---

Polished Stainless Steel

0	2	3	5	0	5
---	---	---	---	---	---

Satin Stainless Steel



IDC 0235 Bathroom Lever Lockset for use with Mortice Bathroom Lock

- Fixing** : Face fix
- Lever** : 20mm round bar
- Springing** : Internal spring mechanism
- Backplate** : 165 x 150mm
- Operation** : Reversible internal turn, outside emergency release
- Spindle** : 7.6mm solid spindle (lever)
5mm solid spindle (turn)
suitable for door 35-50mm thickness
- Fixings** : Supplied with wood screws and spindle fixings



Craden

Long
BackPlate

250



Craden 250 Series Long Back Plate

Lever Lockset

Product codes Finish code

0	2	5	0	0	2
---	---	---	---	---	---

Polished Anodised Aluminium

0	2	5	0	0	3
---	---	---	---	---	---

Polished Brass

0	2	5	0	0	4
---	---	---	---	---	---

Polished Stainless Steel

0	2	5	0	0	5
---	---	---	---	---	---

Satin Stainless Steel



IDC 0250 Long Plate Lever Lockset

- Fixing** : Concealed fix
- Lever** : 20mm round bar
- Springing** : Internal spring mechanism
- Coverplate** : 190 x 43 x 10mm pressed
- Centres** : 57mm
- Spindle** : 7.6mm solid, suitable for door 35-50mm thickness
- Fixings** : Supplied with wood screws, bolt through and spindle fixing

Lever Latchset

Product codes Finish code

0	2	5	1	0	2
---	---	---	---	---	---

Polished Anodised Aluminium

0	2	5	1	0	3
---	---	---	---	---	---

Polished Brass

0	2	5	1	0	4
---	---	---	---	---	---

Polished Stainless Steel

0	2	5	1	0	5
---	---	---	---	---	---

Satin Stainless Steel



IDC 0251 Long Plate Lever Latchset

- Fixing** : Concealed fix
- Lever** : 20mm round bar
- Springing** : Internal spring mechanism
- Coverplate** : 190 x 43 x 10mm pressed
- Spindle** : 7.6mm solid, suitable for door 35-50mm thickness
- Fixings** : Supplied with wood screws, bolt through and spindle fixing

Oval Profile Lever Lockset

Product codes Finish code

0	2	5	2	0	2
---	---	---	---	---	---

Polished Anodised Aluminium

0	2	5	2	0	3
---	---	---	---	---	---

Polished Brass

0	2	5	2	0	4
---	---	---	---	---	---

Polished Stainless Steel

0	2	5	2	0	5
---	---	---	---	---	---

Satin Stainless Steel



IDC 0252 Long Plate Oval Profile Lever Lockset

- Fixing** : Concealed fix
- Lever** : 20mm round bar
- Springing** : Internal spring mechanism
- Coverplate** : 190 x 43 x 10mm pressed
- Centres** : 48.5mm
- Spindle** : 7.6mm solid, suitable for door 35-50mm thickness
- Fixings** : Supplied with wood screws, bolt through and spindle fixing

Craden 250 Series Long Back Plate

Euro Profile Lever Lockset

Product codes

Finish code

0	2	5	3	0	2
---	---	---	---	---	---

Polished Anodised Aluminium

0	2	5	3	0	3
---	---	---	---	---	---

Polished Brass

0	2	5	3	0	4
---	---	---	---	---	---

Polished Stainless Steel

0	2	5	3	0	5
---	---	---	---	---	---

Satin Stainless Steel



IDC 0253 Long Plate Euro profile Lever Lockset

- Fixing** : Concealed fix
- Lever** : 20mm round bar
- Springing** : Internal spring mechanism
- Coverplate** : 190 x 43 x 10mm pressed
- Centres** : 48mm
- Spindle** : 7.6mm solid, suitable for door 35-50mm thickness
- Fixings** : Supplied with wood screws, bolt through and spindle fixing

Bathroom Lever Lockset

Product codes

Finish code

0	2	5	5	0	2
---	---	---	---	---	---

Polished Anodised Aluminium

0	2	5	5	0	3
---	---	---	---	---	---

Polished Brass

0	2	5	5	0	4
---	---	---	---	---	---

Polished Stainless Steel

0	2	5	5	0	5
---	---	---	---	---	---

Satin Stainless Steel



IDC 0255 Long Plate Bathroom Lever Lockset for use with Mortice Bathroom Lock

- Fixing** : Concealed fix
- Lever** : 20mm round bar
- Springing** : Internal spring mechanism
- Coverplate** : 190 x 43 x 10mm pressed
- Centres** : 57mm
- Operation** : Reversible internal turn, outside emergency release
- Spindle** : 7.6mm solid spindle (lever)
5mm solid spindle (turn)
suitable for door 35-50mm thickness
- Fixings** : Supplied with wood screws, bolt through and spindle fixing



Craden300

Lever Furniture



Craden 300 Series Lever Furniture

Round Rose Lever Latchset

Product codes Finish code

0	3	0	4	0	2
---	---	---	---	---	---

Polished Anodised Aluminium

0	3	0	4	0	3
---	---	---	---	---	---

Polished Brass

0	3	0	4	0	4
---	---	---	---	---	---

Polished Stainless Steel

0	3	0	4	0	5
---	---	---	---	---	---

Satin Stainless Steel



IDC 0304 Round Rose Lever Latchset

- Fixing** : Concealed fix
- Lever** : 20mm round bar
- Springing** : Unsprung
- Coverplate** : 53 x 6mm round rose
- Spindle** : 7.6mm solid, suitable for door 35-50mm thickness
- Fixings** : Supplied with wood screws, bolt through and spindle fixing

Round Rose Lever Latchset

Product codes Finish code

0	3	0	6	0	2
---	---	---	---	---	---

Polished Anodised Aluminium

0	3	0	6	0	3
---	---	---	---	---	---

Polished Brass

0	3	0	6	0	4
---	---	---	---	---	---

Polished Stainless Steel

0	3	0	6	0	5
---	---	---	---	---	---

Satin Stainless Steel



IDC 0306 Round Rose Lever Latchset c/w Roller Bearing

- Fixing** : Concealed fix
- Lever** : 20mm round bar
- Springing** : Unsprung
- Coverplate** : 53 x 6mm round rose
- Spindle** : 7.6mm solid, suitable for door 35-50mm thickness
- Fixings** : Supplied with wood screws, bolt through and spindle fixing

Keyhole Escutcheon

Product codes Finish code

0	3	1	0	0	2
---	---	---	---	---	---

Polished Anodised Aluminium

0	3	1	0	0	3
---	---	---	---	---	---

Polished Brass

0	3	1	0	0	4
---	---	---	---	---	---

Polished Stainless Steel

0	3	1	0	0	5
---	---	---	---	---	---

Satin Stainless Steel



IDC 0310 Keyhole Escutcheon

- Fixing** : Concealed fix
- Coverplate** : 53 x 6mm pressed
- Fixings** : Supplied with wood screws

IDC 0311 Blank Escutcheon

- Fixing** : Concealed fix
- Coverplate** : 53 x 6mm pressed
- Fixings** : Supplied with wood screws



Blank Escutcheon

Product codes Finish code

0	3	1	1	0	2
---	---	---	---	---	---

Polished Anodised Aluminium

0	3	1	1	0	3
---	---	---	---	---	---

Polished Brass

0	3	1	1	0	4
---	---	---	---	---	---

Polished Stainless Steel

0	3	1	1	0	5
---	---	---	---	---	---

Satin Stainless Steel

Oval Profile Escutcheon

Product codes Finish code

0	3	1	2	0	2
---	---	---	---	---	---

Polished Anodised Aluminium

0	3	1	2	0	3
---	---	---	---	---	---


Polished Brass

0	3	1	2	0	4
---	---	---	---	---	---

Polished Stainless Steel

0	3	1	2	0	5
---	---	---	---	---	---

Satin Stainless Steel



IDC 0312 Oval Profile Escutcheon

Fixing : Concealed fix

Coverplate : 53 x 6mm pressed

Fixings : Supplied with wood screws

Euro Profile Escutcheon

Product codes Finish code

0	3	1	3	0	2
---	---	---	---	---	---

Polished Anodised Aluminium

0	3	1	3	0	3
---	---	---	---	---	---

Polished Brass

0	3	1	3	0	4
---	---	---	---	---	---

Polished Stainless Steel

0	3	1	3	0	5
---	---	---	---	---	---

Satin Stainless Steel



IDC 0313 Euro Profile Escutcheon

Fixing : Concealed fix

Coverplate : 53 x 6mm pressed

Fixings : Supplied with wood screws

Bathroom Turn

Product codes Finish code

0	3	1	4	0	2
---	---	---	---	---	---

Polished Anodised Aluminium

0	3	1	4	0	3
---	---	---	---	---	---

Polished Brass

0	3	1	4	0	4
---	---	---	---	---	---

Polished Stainless Steel

0	3	1	4	0	5
---	---	---	---	---	---

Satin Stainless Steel



IDC 0314 Bathroom Turn

Fixing : Concealed fix

Coverplate : 53 x 6mm pressed

Fixings : Supplied with wood screws

IDC 0315 Bathroom Indicator and Emergency Release

Fixing : Concealed fix

Coverplate : 53 x 6mm pressed

Fixings : Supplied with wood screws



Indicator/Emergency Release

Product codes Finish code

0	3	1	5	0	2
---	---	---	---	---	---

Polished Anodised Aluminium

0	3	1	5	0	3
---	---	---	---	---	---

Polished Brass

0	3	1	5	0	4
---	---	---	---	---	---

Polished Stainless Steel

0	3	1	5	0	5
---	---	---	---	---	---

Satin Stainless Steel

Crader 400

Special Needs
Furniture



Craden 400 Special Needs Furniture

Lever Latchset

Product code Finish code

0	4	0	1	0	2
---	---	---	---	---	---

Polished Anodised Aluminium



IDC 0401 Special Needs Latchset

- Fixing** : Concealed fix
- Lever** : 20mm round bar
- Springing** : Internal spring mechanism
- Coverplate** : 152 x 43 x 10mm pressed aluminium
- Spindle** : 7.6mm solid, suitable for door 35-50mm thickness
- Fixings** : Supplied with wood screws

Rose Lever Latchset

Product code Finish code

0	4	0	4	0	2
---	---	---	---	---	---

Polished Anodised Aluminium



IDC 0404 Special Needs Round Rose Lever Latchset

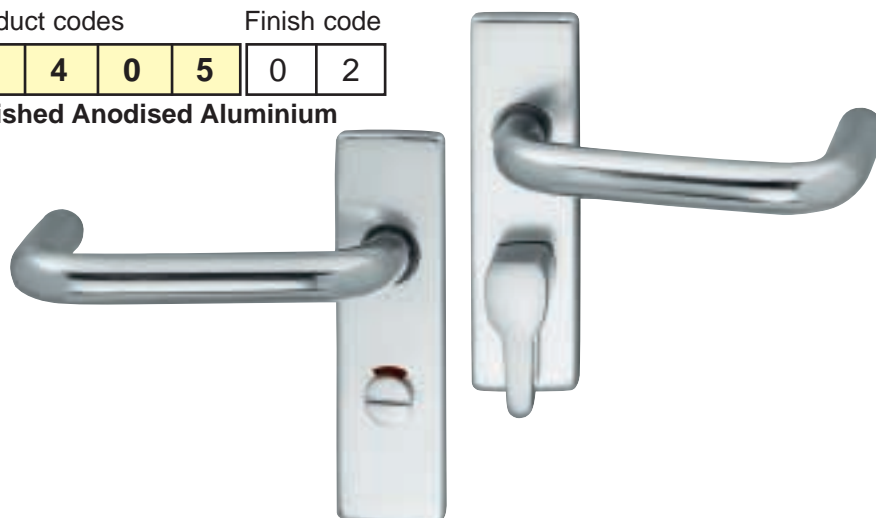
- Fixing** : Concealed fix
- Lever** : 20mm round bar
- Springing** : Internal spring mechanism
- Coverplate** : 53 x 10mm pressed aluminium round rose
- Spindle** : 7.6mm solid, suitable for door 35-50mm thickness
- Fixings** : Supplied with wood screws

Concealed Bathroom Plate

Product codes Finish code

0	4	0	5	0	2
---	---	---	---	---	---

Polished Anodised Aluminium



IDC 0405 Special Needs Lever on Concealed Bathroom Plate

- Fixing** : Concealed fix
- Lever** : 20mm round bar
- Springing** : Internal spring mechanism
- Coverplate** : 152 x 43 x 10mm pressed aluminium
- Centres** : 57mm
- Operation** : Reversible internal turn, outside emergency release
- Spindle** : 7.6mm solid spindle (lever)
5mm solid spindle (turn)
suitable for door 35-50mm thickness
- Fixings** : Supplied with wood screws

Disabled Turn

Product codes Finish code

0	4	1	6	0	2
---	---	---	---	---	---

Polished Anodised Aluminium

0	4	1	6	0	3
---	---	---	---	---	---

Polished Brass

0	4	1	6	0	4
---	---	---	---	---	---

Polished Stainless Steel

0	4	1	6	0	5
---	---	---	---	---	---

Satin Stainless Steel



IDC 0416 Special Needs Turn use in conjunction with 0315 Indicator

- Fixing** : Concealed fix
- Coverplate** : 53 x 6mm pressed
- Fixings** : Supplied with wood screws

Furniture



Craden 500 Series Nylon Furniture

Key Backplate

Product code

0	5	0	0
---	---	---	---



IDC 0500 Nylon Key Backplate
for use with 0555 Lever

Fixing : Concealed fix
Backplate : 165 x 46mm
Centres : 57mm
Fixings : Supplied with wood screws

Latchplate

Product code

0	5	0	1
---	---	---	---



IDC 0501 Nylon Latchplate
for use with 0555 Lever

Fixing : Concealed fix
Backplate : 165 x 46mm
Fixings : Supplied with wood screws

Oval Profile Backplate

Product code

0	5	0	2
---	---	---	---



IDC 0502 Nylon Oval Profile Backplate
for use with 0555 Lever

Fixing : Concealed fix
Backplate : 165 x 46mm
Centres : 48.5mm
Fixings : Supplied with wood screws

Euro Profile Backplate

Product code

0	5	0	3
---	---	---	---



IDC 0503 Nylon Euro Profile Backplate
for use with 0555 Lever

Fixing : Concealed fix
Backplate : 165 x 46mm
Centres : 48mm
Fixings : Supplied with wood screws

The standard colour options for the 500 series are:

Finish codes

2	6	White	3	3	Green
2	7	Black	3	5	Yellow
2	8	Light Grey	3	6	Red
2	9	Dark Grey	3	7	Dark Red
3	0	Blue	3	8	Brown
3	1	Dark Blue			

Note: Due to printing restrictions product colours may not be accurate.

A full colour chart is available upon request. Non standard colours may also be available, please enquire with our sales department.

Craden 500 Series Nylon Furniture

Round Rose

Product code

0	5	0	4
---	---	---	---



IDC 0504 Nylon Round Rose
for use with 0555 Lever

Fixing : Concealed fix
Coverplate : 52 x 9mm
Fixings : Supplied with wood screws

Bathroom Backplate

Product code

0	5	0	5
---	---	---	---



IDC 0505 Nylon Bathroom Backplate
for use with 0555 Lever

Fixing : Concealed fix
Backplate : 165 x 46mm
Centres : 57mm
Fixings : Supplied with wood screws

Key Escutcheon

Product code

0	5	1	0
---	---	---	---



IDC 0510 Nylon Key Escutcheon

Fixing : Concealed fix
Coverplate : 52 x 9mm
Fixings : Supplied with wood screws

Oval Profile Escutcheon

Product code

0	5	1	2
---	---	---	---



IDC 0512 Nylon Oval Profile
Escutcheon

Fixing : Concealed fix
Coverplate : 52 x 9mm
Fixings : Supplied with wood screws

Euro Profile Escutcheon

Product code

0	5	1	3
---	---	---	---



IDC 0513 Nylon Euro Profile
Escutcheon

Fixing : Concealed fix
Coverplate : 52 x 9mm
Fixings : Supplied with wood screws

Bathroom Indicator/Release

Product code

0	5	1	5
---	---	---	---



IDC 0515 Nylon bathroom Indicator and Emergency Release

Fixing : Concealed fix, reversible

Coverplate : 52 x 9mm

Spindle : 5mm

Fixings : Supplied with wood screws

Spring Cassette

Product code

0	5	1	6
---	---	---	---



IDC 0516 Spring Cassette for use with 0555 Lever and 0504 Rose

Pull Handle

Product code

0	5	2	1
---	---	---	---



IDC 0521 Nylon Pull Handle

Size : 220 x 34mm

Door thickness : 40-50mm

Fixings : Bolt fix and cover caps

Concealed Rose

Product code

0	5	2	4
---	---	---	---



IDC 0524 Nylon Concealed Rose for use with 0521 Handle


Coverplate : 70 x 12mm

Fixings : Supplied with wood screws

Steel Core Lever

Product code

0	5	5	5
---	---	---	---



IDC 0555 Nylon Steel Core Lever

Springing : Unsprung

Lever : 20mm dia.

Spindle : 8mm

Fixings : Spindle

Door Stop

Product code

0	5	6	0
---	---	---	---



IDC 0560 Nylon Door Stop

Size : 52 x 40mm

Mounting : Floor/wall

Fixings : Screw

Craden 600 Series Lever Furniture

Euro Profile Lever Lockset



Product codes

Finish code

0	6	0	3	0	7
---	---	---	---	---	---

Satin Anodised Aluminium

0	6	0	3	1	2
---	---	---	---	---	---

Gold Anodised Aluminium

0	6	0	3	2	6
---	---	---	---	---	---

White

0	6	0	3	2	7
---	---	---	---	---	---

Black

IDC 0603 Euro Profile Lever Lockset

- Fixing** : Internal screw fixing
- Lever** : Reversible, cast aluminium
- Springing** : Unsprung
- Backplate** : 206 x 26 x 11mm
- Centres** : 92mm
- Spindle** : 8mm solid, suitable for door 54-63mm or 64-73mm thickness
- Fixings** : Supplied with 2 x M5 screws



International Door Controls

Unit 23, Timmis Road, Lye, Stourbridge, West Midlands, DY9 7BQ
Telephone: +44 (0)1384 893333
Fax: +44 (0)1384 894837
E-mail: info@int-door-controls.com
www.int-door-controls.com